KEY NOTES

1. TYPICAL SYSTEM RISER SEE DETAIL ON SHEET FP-D2
2. TYPICAL COMBINATION STANDPIPE SEE DETAIL ON SHEET FP-D2
3. TYPICAL STANDPIPE SEE DETAIL ON SHEET FP-D2
4. 6" TYPICAL STANDPIPE & HOSE VALVE CABINET SEE DETAIL ON SHEET FP-D2
5. 6" DOWN TO FLOOR BELOW 10" CAN FOR ANNULAR CLEARANCE PER NFPA 13
6. 6" UP TO FLOOR ABOVE 10" CAN FOR ANNULAR CLEARANCE PER NFPA 13
7. 2" DRAIN UP TO FLOOR ABOVE 4" CAN FOR ANNULAR CLEARANCE PER NFPA 13
8. 2" DRAIN DOWN TO FLOOR BELOW 4" CAN FOR ANNULAR CLEARANCE PER NFPA 13
9. 2" DRAIN TO SANITARY CONNECTION
10. 1" AUXILIARY DRAIN NIPPLE, VALVE & PLUG
11. 1" AUXILIARY DRAIN PIPE TO SANITARY DRAIN
12. 9'-0 MAX. IN SMALL ROOMS SEE DESIGN NOTE #1 ON SHEET FP-0.1
13. SPRINKLER OMITTED FROM BATHROOM SEE DESIGN NOTE #2 ON SHEET FP-0.1
14. SPRINKLERS OMITTED FROM OVERHANG SEE DESIGN NOTE #3 ON SHEET FP-0.1
15. SPRINKLERS OMITTED FROM VERTICAL SHAFT SEE DESIGN NOTE #4 ON SHEET FP-0.1
16. LAUNDRY OR GARBAGE CHUTE SPRINKLER PRE-INSTALLED & CONNECTED BY AEGIS
17. CPVC TO STEEL PIPE ADAPTER THREADED OR GROOVED AS APPLICABLE

PIPING NOTES

1. BRANCHLINE PIPING TO BE INSTALLED 6" FROM BOTTOM OF SLAB TO CENTER OF PIPE, TYPICAL.
2. BULK MAINS TO BE INSTALLED 1-0" FROM BOTTOM OF DECK TO CENTER OF PIPE, TYPICAL.
3. SYSTEM MAINS TO BE INSTALLED 1-8" FROM BOTTOM OF DECK TO CENTER OF PIPE, TYPICAL.
4. ALL EXPOSED PIPING SHALL BE STEEL PIPE PER GENERAL NOTE # 17 ON SHEET FP-0.1.

CONCEALED SPACES

1. ALL CONCEALED COMBUSTIBLE SPACES SHALL BE ENTIRELY FILLED WITH NONCOMBUSTIBLE INSULATION.
2. SPRINKLERS SHALL BE OMITTED FROM CONCEALED COMBUSTIBLE SPACES ENTIRELY FILLED WITH NONCOMBUSTIBLE INSULATION PER NFPA 13, 9.2.1.7.

AIR VENT NOTE

AS STATED IN NFPA 13 SECTION 16.7:
AT THE DISCRETION OF THE INSTALLER, AUTOMATIC AIR VENTS ARE TO BE INSTALLED BY ONE OF THE FOLLOWING METHODS
(1) MANUAL VALVE, MIN 1/2"
(2) AUTOMATIC AIR VENT
(3) REMOTE INSPECTOR'S TEST VALVE
(4) OTHER APPROVED MEANS

HYDRAULIC INFORMATION #4

Remote Area 4	
OCCUPANCY CLASSIFICATION	Extra Hazard Group I
DENSITY (gpm/ft²)	0.33 for 3000ft² (Actual 3040ft²)
TOTAL HOSE STREAMS	500.0
TOTAL HEADS FLOWING	43
K-FACTOR	8
TOTAL WATER REQUIRED	1901.4
TOTAL PRESSURE REQUIRED	52.1
BASE of RISER (gpm)	1401.4
BASE of RISER (psi)	38.0
SAFETY MARGIN (psi)	+31.7 (37.8%)

PIPE LEGEND

- WET STEEL PIPE
- WET CPVC PIPE

SPRINKLER LEGEND

Symbol	Manufacturer	SIN	Model	Quantity	K-Factor	Type	Size	Response	Finish	Temperature	Note
	Tyco	TY3131	TY-FRB	41	5.6	Upright	½	Quick	Brass	200°F	N/A
	Tyco	TY4131	TY-FRB	327	8	Upright	¾	Quick	Brass	200°F	N/A
	Tyco	TY3531	RFII	41	5.6	Concealed Pendent	½	Quick	White	200°F	N/A
	Tyco	TY3331	TY-FRB	2	5.6	Horizontal Sidewall	½	Quick	Chrome	200°F	N/A
				Total = 411							

HYDRAULIC INFORMATION #1

Remote Area 1	
OCCUPANCY CLASSIFICATION	Ordinary Group I
DENSITY (gpm/ft²)	0.15 for 1500ft² (Actual 1517ft²)
QUICK RESPONSE REDUCTION	16'-0 Ceiling (31.0%) 1035ft²
TOTAL HOSE STREAMS	250.0
TOTAL HEADS FLOWING	23
K-FACTOR	5.6
TOTAL WATER REQUIRED	843.5
TOTAL PRESSURE REQUIRED	71.8
BASE of RISER (gpm)	593.5
BASE of RISER (psi)	63.3
SAFETY MARGIN (psi)	+20.7 (22.4%)

UNPROTECTED ATTIC SPACES

1. UNPROTECTED ATTIC SPACES TO BE FILLED FULL WITH NONCOMBUSTIBLE INSULATION IN ACCORDANCE WITH NFPA 13, 9.2.1.7.

HYDRAULIC INFORMATION #2

Remote Area 2	
OCCUPANCY CLASSIFICATION	Ordinary Group II
DENSITY (gpm/ft²)	0.20 for 3000ft² (Actual 3110ft²)
TOTAL HOSE STREAMS	250.0
TOTAL HEADS FLOWING	33
K-FACTOR	8
TOTAL WATER REQUIRED	1225.9
TOTAL PRESSURE REQUIRED	38.8
BASE of RISER (gpm)	975.9
BASE of RISER (psi)	29.1
SAFETY MARGIN (psi)	+51.2 (56.9%)

HOUSING LOBBY 1100 CEILING DETAIL 1

NOTES:
- DETAIL TO BE USED WHERE APPLICABLE.
- FIXTURES TO BE INDEPENDENTLY SUPPORTED AND NOT TO BEAR ON 9WOOD CEILING SYSTEM.

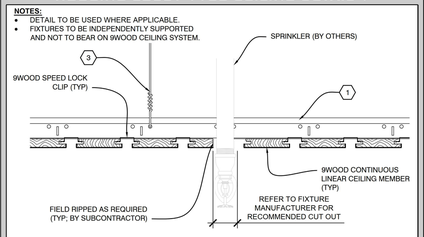

B3 SECTION - SPRINKLER

HOUSING LOBBY 1100 CEILING DETAIL 2

NOTES:
- DETAIL TO BE USED WHERE APPLICABLE.
- FIXTURES TO BE INDEPENDENTLY SUPPORTED AND NOT TO BEAR ON 9WOOD CEILING SYSTEM.

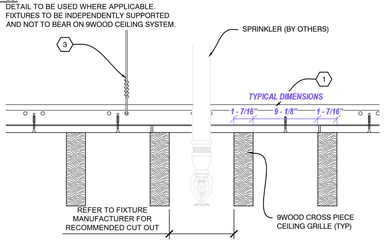

B3 SECTION - SPRINKLER

HYDRAULIC INFORMATION #3

Remote Area 3	
OCCUPANCY CLASSIFICATION	Extra Hazard Group I
DENSITY (gpm/ft²)	0.33 for 3000ft² (Actual 3060ft²)
TOTAL HOSE STREAMS	500.0
TOTAL HEADS FLOWING	47
K-FACTOR	8
TOTAL WATER REQUIRED	2181.6
TOTAL PRESSURE REQUIRED	65.1
BASE of RISER (gpm)	1681.6
BASE of RISER (psi)	45.4
SAFETY MARGIN (psi)	+15.4 (19.2%)

HYDRAULIC INFORMATION #12

Remote Area 12	
OCCUPANCY CLASSIFICATION	Extra Hazard Group I
DENSITY (gpm/ft²)	0.33 for 3000ft² (Actual 3051ft²)
TOTAL HOSE STREAMS	500.0
TOTAL HEADS FLOWING	48
K-FACTOR	8
TOTAL WATER REQUIRED	2062.6
TOTAL PRESSURE REQUIRED	54.7
BASE of RISER (gpm)	1562.6
BASE of RISER (psi)	37.6
SAFETY MARGIN (psi)	+27.3 (33.3%)

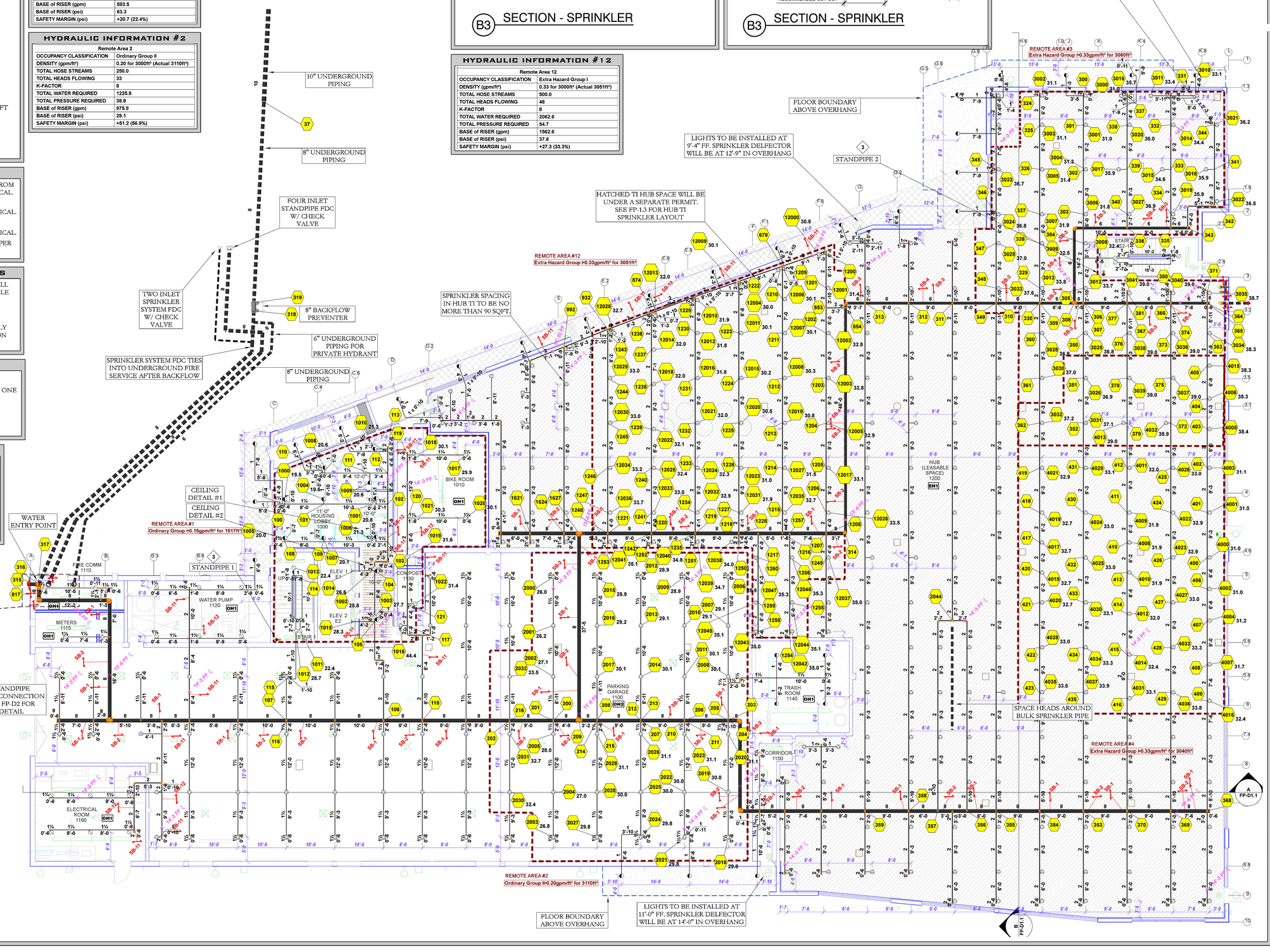

RISER DETAIL

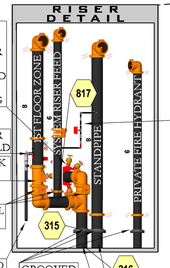

KEY NOTES

1. TYPICAL SYSTEM RISER
SEE DETAIL ON SHEET FP-D2
2. TYPICAL COMBINATION STANDPIPE
SEE DETAIL ON SHEET FP-D2
3. TYPICAL STANDPIPE
SEE DETAIL ON SHEET FP-D2
4. 6" TYPICAL STANDPIPE & HOSE VALVE CABINET
SEE DETAIL ON SHEET FP-D2
5. 6" DOWN TO FLOOR BELOW
10" CAN FOR ANNULAR CLEARANCE PER NFPA 13
6. 6" UP TO FLOOR ABOVE
10" CAN FOR ANNULAR CLEARANCE PER NFPA 13
7. 2" DRAIN UP TO FLOOR ABOVE
4" CAN FOR ANNULAR CLEARANCE PER NFPA 13
8. 2" DRAIN DOWN TO FLOOR BELOW
4" CAN FOR ANNULAR CLEARANCE PER NFPA 13
9. 2" DRAIN TO SANITARY CONNECTION
10. 1" AUXILIARY DRAIN
NIPPLE, VALVE & PLUG
11. 1" AUXILIARY DRAIN
PIPE TO SANITARY DRAIN
12. 9'-0 MAX. IN SMALL ROOMS
SEE DESIGN NOTE #1 ON SHEET FP-0.1
13. SPRINKLER OMITTED FROM BATHROOM
SEE DESIGN NOTE #2 ON SHEET FP-0.1
14. SPRINKLERS OMITTED FROM OVERHANG
SEE DESIGN NOTE #3 ON SHEET FP-0.1
15. SPRINKLERS OMITTED FROM VERTICAL SHAFT
SEE DESIGN NOTE #4 ON SHEET FP-0.1
16. LAUNDRY OR GARBAGE CHUTE SPRINKLER
PRE-INSTALLED & CONNECTED BY AEGIS
17. CPVC TO STEEL PIPE ADAPTER
THREADED OR GROOVED AS APPLICABLE

PIPING NOTES

1. BRANCHLINE PIPING TO BE INSTALLED 6" FROM BOTTOM OF SLAB TO CENTER OF PIPE, TYPICAL.
2. BULK MAINS TO BE INSTALLED 1-0" FROM BOTTOM OF DECK TO CENTER OF PIPE, TYPICAL.
3. SYSTEM MAINS TO BE INSTALLED 1-8" FROM BOTTOM OF DECK TO CENTER OF PIPE, TYPICAL.
4. ALL EXPOSED PIPING SHALL BE STEEL PIPE PER GENERAL NOTE # 17 ON SHEET FP-0.1.

CONCEALED SPACES

1. ALL CONCEALED COMBUSTIBLE SPACES SHALL BE ENTIRELY FILLED WITH NONCOMBUSTIBLE INSULATION.
2. SPRINKLERS SHALL BE OMITTED FROM CONCEALED COMBUSTIBLE SPACES ENTIRELY FILLED WITH NONCOMBUSTIBLE INSULATION PER NFPA 13, 9.2.1.7.

HYDRAULIC INFORMATION #5

Remote Area 5	
OCCUPANCY CLASSIFICATION	Ordinary Group I
DENSITY (gpm/ft²)	0.15 for 1500ft² (Actual 1528ft²)
TOTAL HOSE STREAMS	250.0
TOTAL HEADS FLOWING	27
K-FACTOR	5.6
TOTAL WATER REQUIRED	743.6
TOTAL PRESSURE REQUIRED	73.8
BASE of RISER (gpm)	493.6
BASE of RISER (psi)	65.4
SAFETY MARGIN (psi)	+19.2 (20.6%)

HYDRAULIC CALCULATION NOTE

SEE 4TH & 5TH FLOOR FOR RESIDENTIAL HYDRAULIC CALCULATIONS

CORRIDOR W 2100 CEILING DETAIL

NOTES:
- DETAIL TO BE USED WHERE APPLICABLE.
- FIXTURES TO BE INDEPENDENTLY SUPPORTED AND NOT TO BEAR ON 9WOOD CEILING SYSTEM.

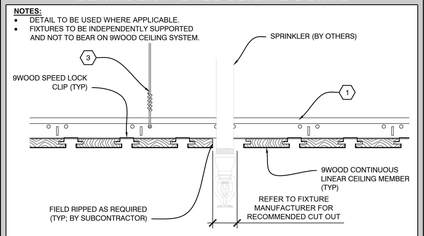

B3 SECTION - SPRINKLER

COMMUNITY ROOM 2130 HIGH CEILING DETAIL

NOTES:
- DETAIL TO BE USED WHERE APPLICABLE.
- FIXTURES TO BE INDEPENDENTLY SUPPORTED AND NOT TO BEAR ON 9WOOD CEILING SYSTEM.

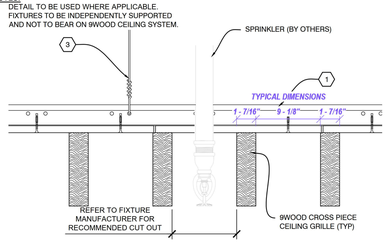

B3 SECTION - SPRINKLER

UNPROTECTED ATTIC SPACES

1. UNPROTECTED ATTIC SPACES TO BE FILLED FULL WITH NONCOMBUSTIBLE INSULATION IN ACCORDANCE WITH NFPA 13, 9.2.1.7.

AIR VENT NOTE

AS STATED IN NFPA 13 SECTION 16.7:
AT THE DISCRETION OF THE INSTALLER,
AUTOMATIC AIR VENTS ARE TO BE INSTALLED BY ONE OF THE FOLLOWING METHODS
(1) MANUAL VALVE, MIN 1/2"
(2) AUTOMATIC AIR VENT
(3) REMOTE INSPECTOR'S TEST VALVE
(4) OTHER APPROVED MEANS

PIPE LEGEND

- WET STEEL PIPE
- WET CPVC PIPE

SPRINKLER LEGEND

Symbol	Manufacturer	SIN	Model	Quantity	K-Factor	Type	Size	Response	Finish	Temperature	Note
	Tyco	TY2534	LFII	156	4.9	Concealed Pendent	½	Fast	White	200°F	Max Spacing 18 x 18
	Tyco	TY3531	RFII	97	5.6	Concealed Pendent	½	Quick	White	200°F	N/A
	Tyco	TY3199	CC3	13	5.6	Upright	½	Quick	Brass	200°F	N/A
	Tyco	TY3131	TY-FRB	3	5.6	Upright	½	Quick	Brass	200°F	N/A
				Total = 269							

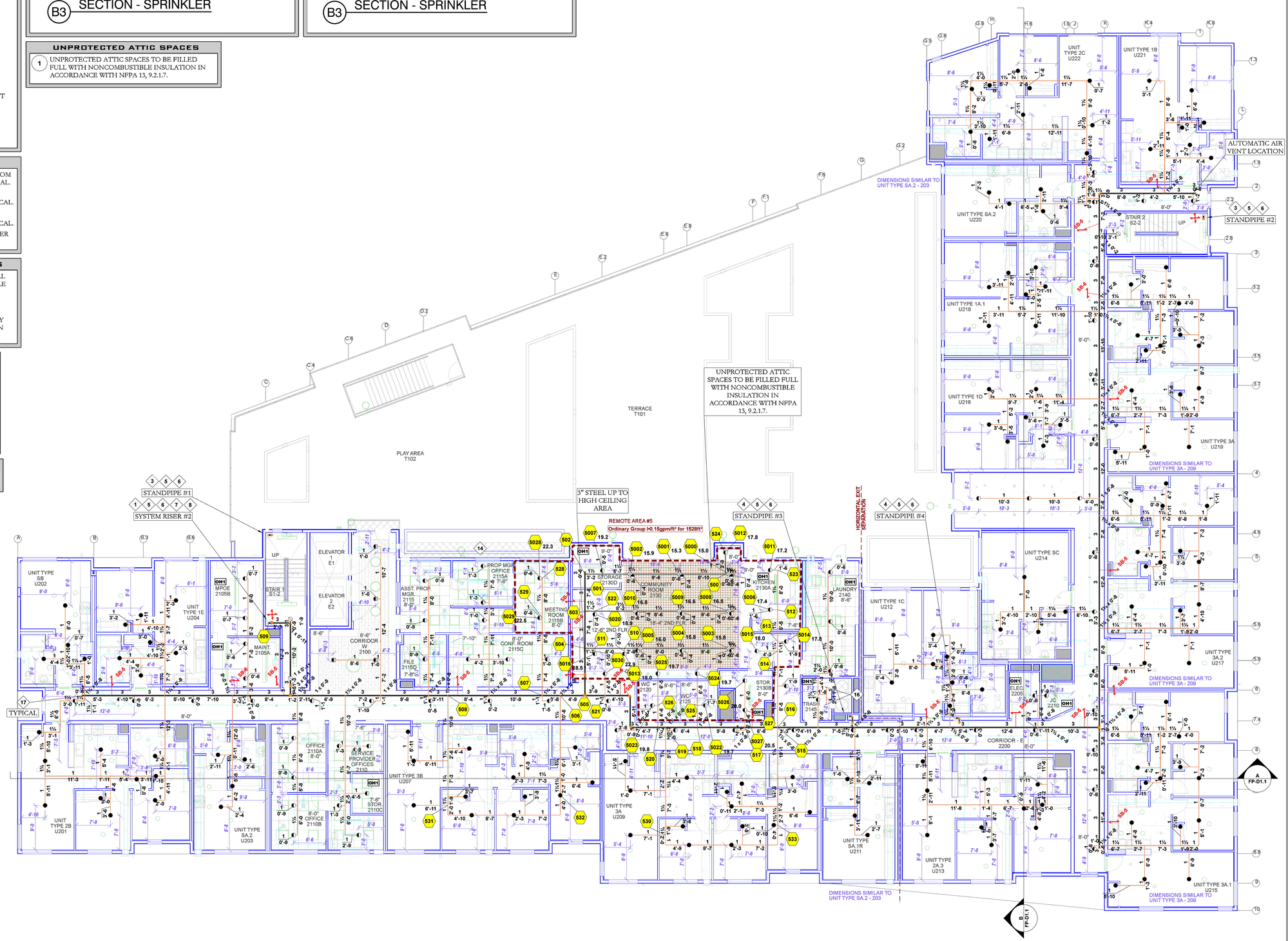

KEY NOTES

1. TYPICAL SYSTEM RISER
SEE DETAIL ON SHEET FP-D2
2. TYPICAL COMBINATION STANDPIPE
SEE DETAIL ON SHEET FP-D2
3. TYPICAL STANDPIPE
SEE DETAIL ON SHEET FP-D2
4. 6" TYPICAL STANDPIPE & HOSE VALVE CABINET
SEE DETAIL ON SHEET FP-D2
5. 6" DOWN TO FLOOR BELOW
10" CAN FOR ANNULAR CLEARANCE PER NFPA 13
6. 6" UP TO FLOOR ABOVE
10" CAN FOR ANNULAR CLEARANCE PER NFPA 13
7. 2" DRAIN UP TO FLOOR ABOVE
4" CAN FOR ANNULAR CLEARANCE PER NFPA 13
8. 2" DRAIN DOWN TO FLOOR BELOW
4" CAN FOR ANNULAR CLEARANCE PER NFPA 13
9. 2" DRAIN TO SANITARY CONNECTION
10. 1" AUXILIARY DRAIN
NIPPLE, VALVE & PLUG
11. 1" AUXILIARY DRAIN
PIPE TO SANITARY DRAIN
12. 9'-0 MAX. IN SMALL ROOMS
SEE DESIGN NOTE #1 ON SHEET FP-0.1
13. SPRINKLER OMITTED FROM BATHROOM
SEE DESIGN NOTE #2 ON SHEET FP-0.1
14. SPRINKLERS OMITTED FROM OVERHANG
SEE DESIGN NOTE #3 ON SHEET FP-0.1
15. SPRINKLERS OMITTED FROM VERTICAL SHAFT
SEE DESIGN NOTE #4 ON SHEET FP-0.1
16. LAUNDRY OR GARBAGE CHUTE SPRINKLER
PRE-INSTALLED & CONNECTED BY AEGIS
17. CPVC TO STEEL PIPE ADAPTER
THREADED OR GROOVED AS APPLICABLE

PIPING NOTES

1. BRANCHLINE PIPING TO BE INSTALLED 6" FROM BOTTOM OF SLAB TO CENTER OF PIPE, TYPICAL.
2. BULK MAINS TO BE INSTALLED 1-0" FROM BOTTOM OF DECK TO CENTER OF PIPE, TYPICAL.
3. SYSTEM MAINS TO BE INSTALLED 1-8" FROM BOTTOM OF DECK TO CENTER OF PIPE, TYPICAL.
4. ALL EXPOSED PIPING SHALL BE STEEL PIPE PER GENERAL NOTE # 17 ON SHEET FP-0.1.

CONCEALED SPACES

1. ALL CONCEALED COMBUSTIBLE SPACES SHALL BE ENTIRELY FILLED WITH NONCOMBUSTIBLE INSULATION.
2. SPRINKLERS SHALL BE OMITTED FROM CONCEALED COMBUSTIBLE SPACES ENTIRELY FILLED WITH NONCOMBUSTIBLE INSULATION PER NFPA 13, 9.2.1.7.

HYDRAULIC INFORMATION #10

Remote Area 10	
OCCUPANCY CLASSIFICATION	Light Hazard
DENSITY (gpm/ft²)	0.10 for 1500ft² (Actual 658ft²)
TOTAL HOSE STREAMS	100.0
TOTAL HEADS FLOWING	8
K-FACTOR	4.9
TOTAL WATER REQUIRED	250.6
TOTAL PRESSURE REQUIRED	76.2
BASE of RISER (gpm)	150.6
BASE of RISER (psi)	66.8
SAFETY MARGIN (psi)	+18.6 (19.6%)

HYDRAULIC INFORMATION #13

Remote Area 13	
OCCUPANCY CLASSIFICATION	Light Hazard
DENSITY (gpm/ft²)	0.10 for 1500ft² (Actual 629ft²)
TOTAL HOSE STREAMS	100.0
TOTAL HEADS FLOWING	8
K-FACTOR	4.9
TOTAL WATER REQUIRED	245.2
TOTAL PRESSURE REQUIRED	66.2
BASE of RISER (gpm)	145.2
BASE of RISER (psi)	56.8
SAFETY MARGIN (psi)	+28.5 (30.1%)

AIR VENT NOTE

AS STATED IN NFPA 13 SECTION 16.7:
AT THE DISCRETION OF THE INSTALLER, AUTOMATIC AIR VENTS ARE TO BE INSTALLED BY ONE OF THE FOLLOWING METHODS
(1) MANUAL VALVE, MIN 1/2"
(2) AUTOMATIC AIR VENT
(3) REMOTE INSPECTOR'S TEST VALVE
(4) OTHER APPROVED MEANS

UNPROTECTED ATTIC SPACES

1. UNPROTECTED ATTIC SPACES TO BE FILLED FULL WITH NONCOMBUSTIBLE INSULATION IN ACCORDANCE WITH NFPA 13, 9.2.1.7.

PIPE LEGEND

- WET STEEL PIPE
- WET CPVC PIPE

SPRINKLER LEGEND

Symbol	Manufacturer	SIN	Model	Quantity	K-Factor	Type	Size	Response	Finish	Temperature	Note
	Tyco	TY2534	LFII	180	4.9	Concealed Pendent	½	Fast	White	200°F	Max Spacing 18 x 18
	Tyco	TY3531	RFII	47	5.6	Concealed Pendent	½	Quick	White	200°F	N/A
	Tyco	TY3131	TY-FRB	4	5.6	Upright	½	Quick	Brass	200°F	N/A
				Total = 231							

HYDRAULIC INFORMATION #7

Remote Area 7	
OCCUPANCY CLASSIFICATION	Light Hazard
DENSITY (gpm/ft²)	0.10 for 1500ft² (Actual 704ft²)
TOTAL HOSE STREAMS	100.0
TOTAL HEADS FLOWING	8
K-FACTOR	4.9
TOTAL WATER REQUIRED	252.7
TOTAL PRESSURE REQUIRED	71.2
BASE of RISER (gpm)	152.7
BASE of RISER (psi)	61.8
SAFETY MARGIN (psi)	+23.5 (24.8%)

HYDRAULIC INFORMATION #8

Remote Area 8	
OCCUPANCY CLASSIFICATION	Light Hazard
DENSITY (gpm/ft²)	0.10 for 1500ft² (Actual 458ft²)
TOTAL HOSE STREAMS	100.0
TOTAL HEADS FLOWING	8
K-FACTOR	4.9
TOTAL WATER REQUIRED	242.2
TOTAL PRESSURE REQUIRED	67.2
BASE of RISER (gpm)	142.2
BASE of RISER (psi)	57.8
SAFETY MARGIN (psi)	+27.5 (29.1%)

HYDRAULIC INFORMATION #9

Remote Area 9	
OCCUPANCY CLASSIFICATION	Ordinary Group I
DENSITY (gpm/ft²)	0.15 for 1500ft² (Actual 262ft²)
TOTAL HOSE STREAMS	250.0
TOTAL HEADS FLOWING	5
K-FACTOR	5.6
TOTAL WATER REQUIRED	346.3
TOTAL PRESSURE REQUIRED	50.9
BASE of RISER (gpm)	96.3
BASE of RISER (psi)	41.3
SAFETY MARGIN (psi)	+43.6 (46.1%)

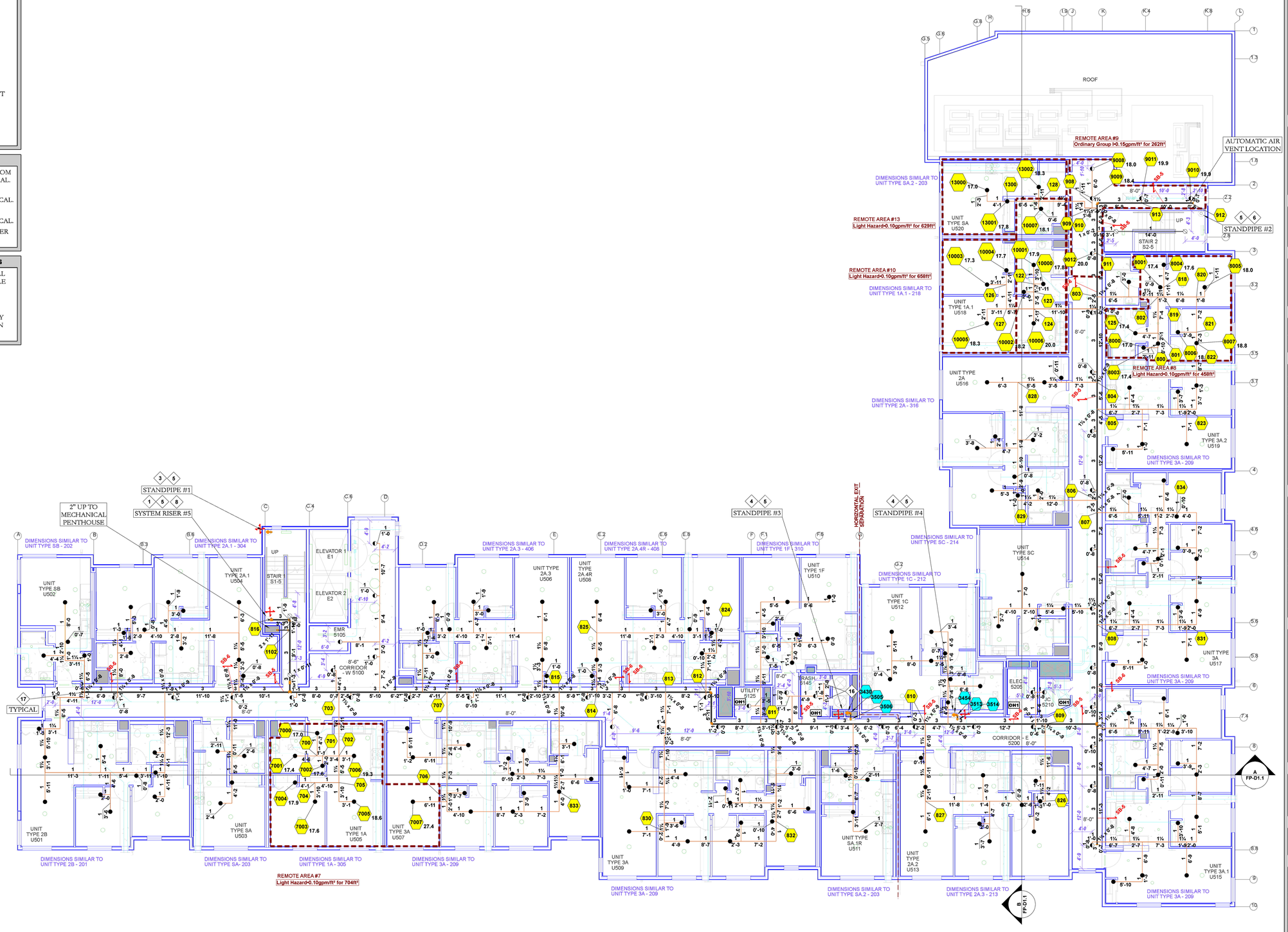

KEY NOTES

1. TYPICAL SYSTEM RISER
SEE DETAIL ON SHEET FP-D2
2. TYPICAL COMBINATION STANDPIPE
SEE DETAIL ON SHEET FP-D2
3. TYPICAL STANDPIPE
SEE DETAIL ON SHEET FP-D2
4. 6" TYPICAL STANDPIPE & HOSE VALVE CABINET
SEE DETAIL ON SHEET FP-D2
5. 6" DOWN TO FLOOR BELOW
10" CAN FOR ANNULAR CLEARANCE PER NFPA 13
6. 6" UP TO FLOOR ABOVE
10" CAN FOR ANNULAR CLEARANCE PER NFPA 13
7. 2" DRAIN UP TO FLOOR ABOVE
4" CAN FOR ANNULAR CLEARANCE PER NFPA 13
8. 2" DRAIN DOWN TO FLOOR BELOW
4" CAN FOR ANNULAR CLEARANCE PER NFPA 13
9. 2" DRAIN TO SANITARY CONNECTION
10. 1" AUXILIARY DRAIN
NIPPLE, VALVE & PLUG
11. 1" AUXILIARY DRAIN
PIPE TO SANITARY DRAIN
12. 9'-0 MAX. IN SMALL ROOMS
SEE DESIGN NOTE #1 ON SHEET FP-0.1
13. SPRINKLER OMITTED FROM BATHROOM
SEE DESIGN NOTE #2 ON SHEET FP-0.1
14. SPRINKLERS OMITTED FROM OVERHANG
SEE DESIGN NOTE #3 ON SHEET FP-0.1
15. SPRINKLERS OMITTED FROM VERTICAL SHAFT
SEE DESIGN NOTE #4 ON SHEET FP-0.1
16. LAUNDRY OR GARBAGE CHUTE SPRINKLER
PRE-INSTALLED & CONNECTED BY AEGIS
17. CPVC TO STEEL PIPE ADAPTER
THREADED OR GROOVED AS APPLICABLE

PIPING NOTES

1. BRANCHLINE PIPING TO BE INSTALLED 6" FROM BOTTOM OF SLAB TO CENTER OF PIPE, TYPICAL.
2. BULK MAINS TO BE INSTALLED 1-0" FROM BOTTOM OF DECK TO CENTER OF PIPE, TYPICAL.
3. SYSTEM MAINS TO BE INSTALLED 1-8" FROM BOTTOM OF DECK TO CENTER OF PIPE, TYPICAL.
4. ALL EXPOSED PIPING SHALL BE STEEL PIPE PER GENERAL NOTE # 17 ON SHEET FP-0.1.

CONCEALED SPACES

1. ALL CONCEALED COMBUSTIBLE SPACES SHALL BE ENTIRELY FILLED WITH NONCOMBUSTIBLE INSULATION.
2. SPRINKLERS SHALL BE OMITTED FROM CONCEALED COMBUSTIBLE SPACES ENTIRELY FILLED WITH NONCOMBUSTIBLE INSULATION PER NFPA 13, 9.2.1.7.

UNPROTECTED ATTIC SPACES

1. UNPROTECTED ATTIC SPACES TO BE FILLED FULL WITH NONCOMBUSTIBLE INSULATION IN ACCORDANCE WITH NFPA 13, 9.2.1.7.

AIR VENT NOTE

AS STATED IN NFPA 13 SECTION 16.7:
AT THE DISCRETION OF THE INSTALLER, AUTOMATIC AIR VENTS ARE TO BE INSTALLED BY ONE OF THE FOLLOWING METHODS
(1) MANUAL VALVE, MIN 1/2"
(2) AUTOMATIC AIR VENT
(3) REMOTE INSPECTOR'S TEST VALVE
(4) OTHER APPROVED MEANS

PIPE LEGEND

- WET STEEL PIPE
- WET CPVC PIPE

SPRINKLER LEGEND

Symbol	Manufacturer	SIN	Model	Quantity	K-Factor	Type	Size	Response	Finish	Temperature	Note
⊘	Tyco	TY3131	TY-FRB	11	5.6	Upright	½	Quick	Brass	200°F	N/A
				Total = 11							

HYDRAULIC INFORMATION #11

Remote Area 11	
OCCUPANCY CLASSIFICATION	Ordinary Group I
DENSITY (gpm/ft²)	0.15 for 1500ft² (Actual 867ft²)
TOTAL HOSE STREAMS	250.0
TOTAL HEADS FLOWING	11
K-FACTOR	5.6
TOTAL WATER REQUIRED	472.7
TOTAL PRESSURE REQUIRED	71.7
BASE of RISER (gpm)	222.7
BASE of RISER (psi)	62.7
SAFETY MARGIN (psi)	+22.4 (23.8%)

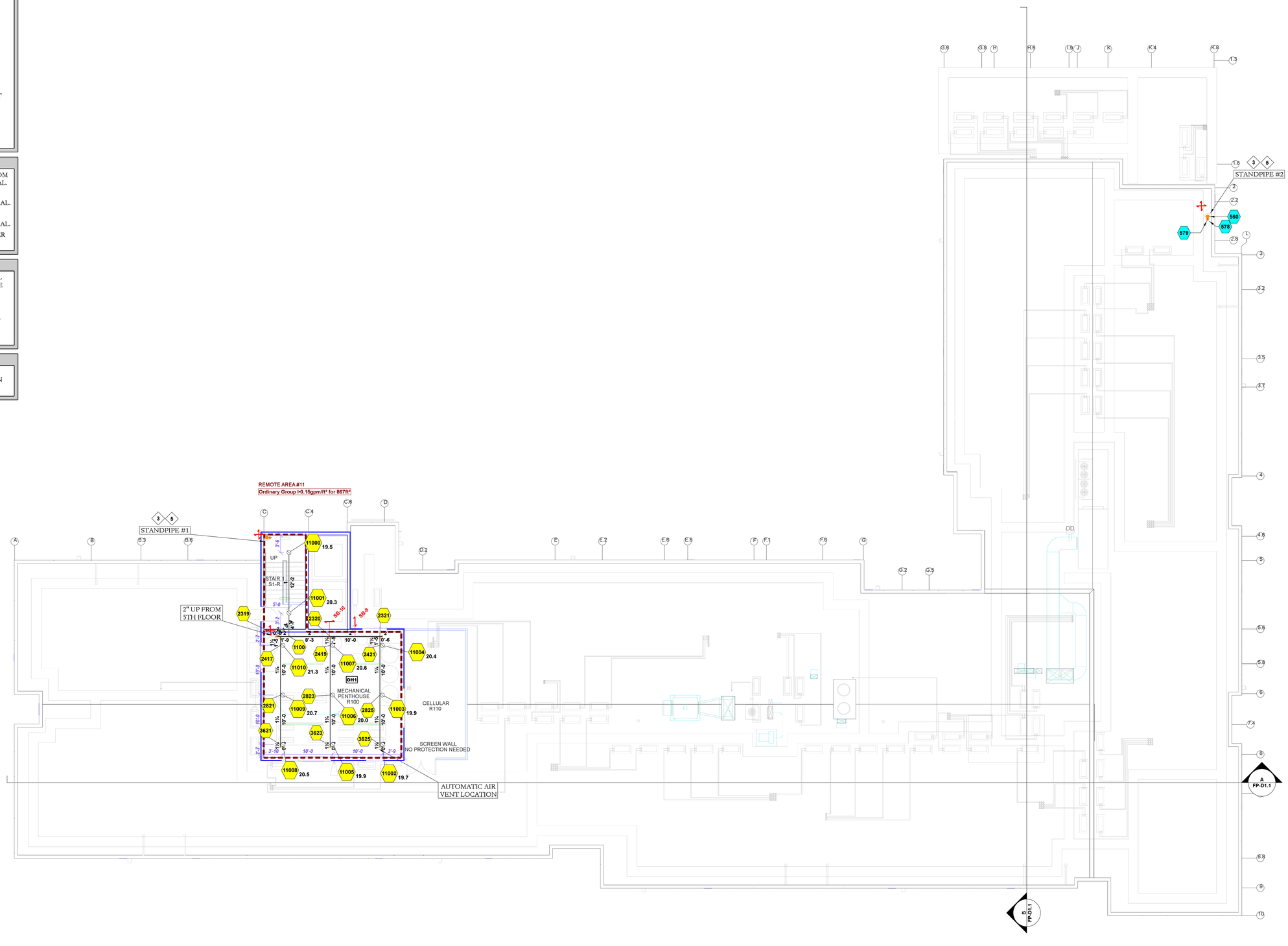

11-6-2023 01-10-2023