MAXIMUM DISTANCE BETWEEN HANGERS (FT.-IN.)										
	NOMINAL PIPE SIZE (IN.)									
	¾"	1"	1 ¼"	1 ½"	2"	2 ½"	3"	4"	6"	8"
STEEL PIPE EXCEPT THREADED LIGHTWALL	NA	12-0	12-0	15-0	15-0	15-0	15-0	15-0	15-0	15-0
THREADED LIGHTWALL STEEL PIPE	NA	12-0	12-0	12-0	12-0	NA	NA	NA	NA	NA
BLAZEMASTER CPVC	5-6	6-0	6-6	7-0	8-0	9-0	10-0	NA	NA	NA

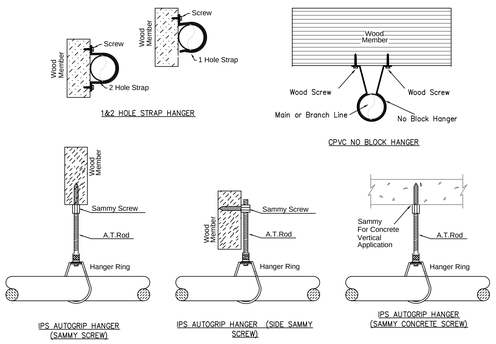

HANGER DETAILS

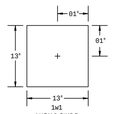

MANUAL WET STANDPIPE

LOCATION: STAIR A
FLOW: 500 GPM
OUTLET PSI: 100
REQUIRED INLET PSI: 149.5

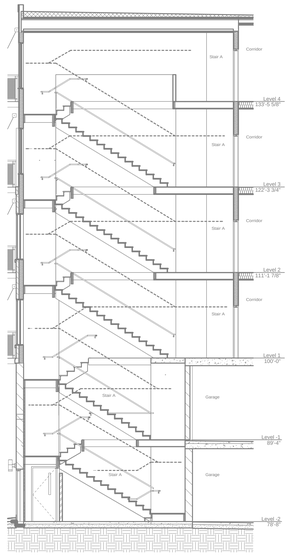

A STAIR SECTION
SCALE= 1/8" : 1'-0"

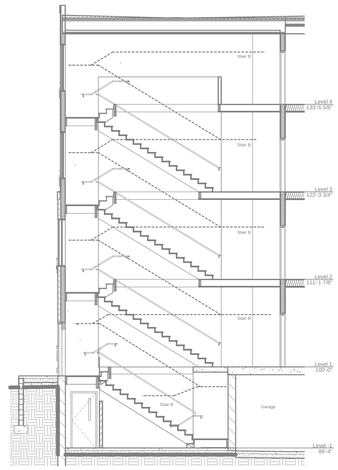

B STAIR SECTION
SCALE= 1/8" : 1'-0"

C BUILDING SECTION
SCALE= 1/8" : 1'-0"

PIPE LEGEND

- BLACK STEEL FIRE SPRINKLER PIPING
- CPVC FIRE SPRINKLER PIPING
- FIRE SPRINKLER STANDPIPE PIPING
- FIRE DEPARTMENT CONNECTION PIPING

SYM	CNT	POSITION	FINISH	TEMP	K	NPT	S/N	MFG.	MODEL#	ESCUTCHEON	HEAD BOX	MAX SPACING U.N.O
	80	SIDEWALL	WHITE	200	5.60	1/2"	TY3331	TYCO	TY-FRB	SEMI-RECESS	2	14 X 14 LH 10 X 10 OH
QRA	231	PENDENT	WHITE	200	5.60	1/2"	TY323	TYCO	TY-FRB	SEMI-RECESS	2	15 X 15 130 S.F. OH
	826	PENDENT	WHITE	155	4.90	1/2"	TY2234	TYCO	LFII	SEMI-RECESS	2	20 X 20
	423	SIDEWALL	WHITE	155	4.40	1/2"	TY2334	TYCO	LFII	SEMI-RECESS	2	16 X 16
	215	UPRIGHT	BRASS	286	11.20	3/4"	TY5137	TYCO	EC-11	N/A	2	20 X 20
	14	UPRIGHT	BRASS	200	5.60	1/2"	TY313	TYCO	TY-FRB	N/A	2	15 X 15 130 S.F. OH
	8	PENDENT	WHITE	155	3.00	1/2"	TY1234	TYCO	LFII	SEMI-RECESS	2	16 X 16
	2	SIDEWALL	CHROME	155	11.20	3/4"	TY5332	TYCO	ELOSW20	SEMI-RECESS	2	16 X 18
	11	SIDE	WHITE	155	5.80	1/2"	VK460	VIKING	FREEDOM	SEMI-RECESS	2	16 X 20
	16	SIDE	WHITE	200	8.00	3/4"	TY4332	TYCO	TY-FRB	SEMI-RECESS	2	16 X 16
	1826 TOTAL HEADS											

SPRINKLER HEAD LEGEND

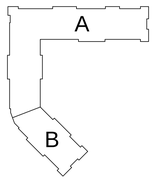

KEYPLAN

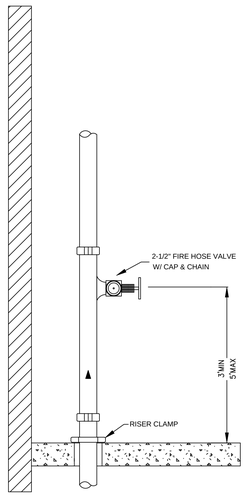

TYPICAL STANDPIPE (STAIR A&B)

GENERAL NOTES

1. MINNESOTA STATE BUILDING CODE (2020) - INTERNATIONAL BUILDING CODE (2018)
   - 1.1. OCCUPANCY: A-3 ASSEMBLY, B BUSINESS, R-2 MULTIFAMILY, S-2 CLOSED PARKING GARAGE
   - 1.2. TYPE OF CONSTRUCTION:VA (PROTECTED WOOD FRAME)
   - 1.3. SPRINKLERED AREAS (APPROXIMATE - SEE ARCHITECTURAL PLANS FOR ACTUAL)

GARAGE G2	= 24,343 S.F.
GARAGE G1	= 39,692 S.F.
LEVEL 1	= 39,134 S.F.
LEVEL 2	= 38,467 S.F.
LEVEL 3	= 39,134 S.F.
LEVEL 4	= 38,548 S.F.
TOTAL	= 219,318 S.F.

   - 1.4. INSTALLATION STANDARDS: SPRINKLER SYSTEM DESIGNED AND INSTALLED PER NFPA-13, NFPA-14 (2016)
2. SPRINKLER PIPE TYPES:
   - -WET-
   - 2.1. 1" BRANCH LINES TO BE BLAZEMASTER CPVC PIPING WITH CEMENTED FITTINGS
   - 2.2. 1¼" THROUGH 1⅞" MAIN & BRANCH LINES TO BE BLAZEMASTER CPVC PIPING WITH CEMENTED FITTINGS
   - 2.3. 1" BRANCH LINES TO BE BLK SCHEDULE 40 PIPING WITH THREADED FITTINGS
   - 2.4. 1½" THROUGH 4" MAIN & BRANCH LINES TO BE BLK SCHEDULE 10 PIPING WITH SHORT RADIUS GROOVED FITTINGS
3. DESIGN CRITERIA
   - 3.1. RESIDENTIAL ROOMS, CORRIDORS, LOBBYS, AND SIMILAR AREAS DESIGNED TO LIGHT HAZARD
   - 3.2. PARKING GARAGE, MECH ROOMS, STORAGE ROOMS, AND SIMILAR AREAS DESIGNED TO ORDINARY HAZARD GROUP 1
   - 3.3. REMOTE AREA REDUCTIONS HAVE BEEN TAKEN WHERE APPLICABLE PER NFPA 13 SEC. 11.2.3.2.3
4. NOTES:
   - 4.1. ALL MATERIAL TO BE NEW AND MEET U.L. STANDARDS
   - 4.2. HANGERS TO BE INSTALLED IN ACCORDANCE WITH NFPA 13 (2016) - SEE PLAN FOR HANGING REQUIREMENTS
5. SYMBOLS USED ON DRAWINGS:
   - +9'6" PIPE ELEVATION A.F.F
   - *12" PIPE ELEVATION BELOW B.O.D
   - OH1 ROOM HAZARD CLASSIFICATION (ALL ROOMS ARE CONSIDERED LIGHT HAZARD UNLESS NOTED)
   - F1 HYDRAULIC CALCULATION JUNCTION POINT
   - 8' - 0" CEILING HEIGHT
6. SCOPE OF WORK:
   - 6.1. NEW APARTMENT BUILDING INSTALLED BY BRETH-ZENZEN PER THE 2018 IBC, 2020 MN STATE BUILDING CODE AND 2016 NFPA 13.
   - 6.2. BUILDING WILL BE PROVIDED WITH A STANDPIPE SYSTEM WITH HOSE VALVES AT THE MAIN LANDINGS FOR STAIRS A&B. ALSO WILL HAVE HOSE VALVES AT HORIZONTAL EXITS
   - 6.3. SPRINKLER SYSTEM WILL BE ZONED PER FLOOR.
   - 6.4. RESIDENTIAL FLOORS 3 AND 4 ARE COMBINED INTO ONE ZONE.
   - 6.5. ALL AREAS OF THE BUILDING TO BE INSTALLED AND COVERED IN ACCORDANCE WITH THE LOCAL AUTHORITY HAVING JURISDICTION AND PER NFPA 13 (2016)

ZONE CONTROL LEGEND

1. 3" FEED MAIN
2. 1⅞" BUTTERFLY VALVE
3. 1⅞" CHECK VALVE
4. 1⅞" RISER MANIFOLD
5. 1⅞" TO SPRINKLER SYSTEM
6. 1⅞" DRAIN RISER

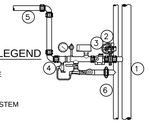

ZONE CONTROL DETAIL

RISER LEGEND

1. 8" UNDERGROUND WATER SERVICE (BY OTHERS) (FLUSHING & TESTING OF THE UNDERGROUND SHALL BE COMPLETED PRIOR TO THE SPRINKLER SYSTEM HOOKUP. UNDERGROUND PAPERS ARE TO BE SUPPLIED TO THE "FP" CONTRACTOR BY THE G.C.)
2. 8"x3" GROOVED CONC. REDUCER
3. 3" AMES COLT C200 BACKFLOW GxG BFV w/ TAMPERS
4. 3"x6" GROOVED CONC. INCREASER
5. 6" GROOVED TEE
6. 6" UP TO STANDPIPE SYSTEM
7. 6"x2" GROOVED CONC. REDUCER
8. 3" GROOVED BUTTERFLY VALVE
9. 3" GROOVED COMMERCIAL RISER MANIFOLD w/ FLOW SWITCH, PRESSURE GAUGE, & TEST AND DRAIN
10. 3" TO G2 LEVEL GARAGE
11. 6" TO FDC
12. 6" GROOVED COMMERCIAL RISER MANIFOLD w/ FLOW SWITCH, PRESSURE GAUGE, & TEST AND DRAIN
13. 2" MAIN DRAIN PIPED OUTSIDE
14. HEAD BOX

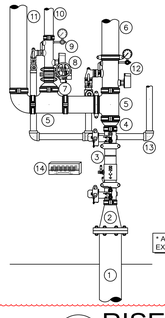

* ALL WIRING/INTERFACING OF ALARMS BY OTHERS

* ALL PIPING PENETRATING THE EXTERIOR WALL TO BE GALVANIZED

1 RISER DETAIL
SCALE= 1/2" : 1'-0"

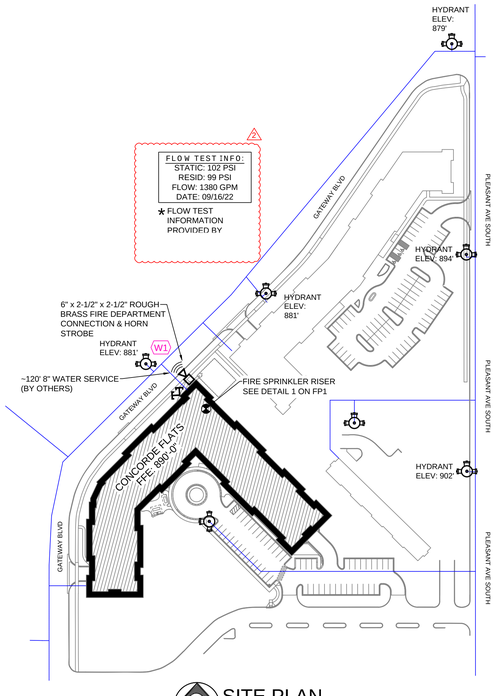

SITE PLAN
SCALE: 1" = 100'-0"

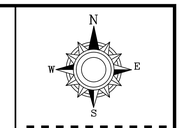

GENERAL NOTES

1. SYSTEM INSTALLED PER NFPA-13 (2016 EDITION) AND STATE FIRE MARSHAL.
2. ALL EQUIPMENT FOR THIS SYSTEM SHALL BE U.L. LISTED
3. PIPING SHALL BE ASTM A-53 GRADE B, SCHEDULE 40
4. ALL SCH 10 & LIGHTWALL PIPING HAS WELDED OUTLETS & GROOVED ALL WELDING PER NFPA 13(3.4.2)
5. ALL WELDING TO BE PERFORMED PRIOR TO BEGIN WITHOUT APPROVED SHOP DRAWINGS.
6. ALL INSTALLATION OR FABRICATION TO BEGIN WITHOUT APPROVED SHOP DRAWINGS.
7. ALL DIMENSIONS SHOWN ARE CENTER TO CENTER
8. AND INSTALLATION BY SPRINKLER CONTRACTOR
9. ALL DIMENSIONS SHOWN ARE CENTER TO CENTER
10. PROVIDE TWO SPARE HEAD CABINETS w/12 HEADS & 1 HEAD WRENCH
11. PROVIDE ALL ELECTRICAL WORK REQUIRED TO MONITOR AS WHERE REQUIRED
12. ELECTRICAL WIRING, ALARM, DETECTION AND SUPERVISORY BY OWNER
13. ALL PIPING TO BE PROTECTED FROM FREEZING. ADEQUATE HEATING TO PREVENT WET SYSTEM PIPING FROM FREEZING.

NO	REVISIONS	DATE
1	PLAN REVIEW COMMENTS	8/10/22
2	FIRE MARSHAL COMMENTS	9/19/22

APPROVAL STAMPS

Drawing Title: FIRE PROTECTION PLAN

CONCORDE FLATS
GATE WAY BLVD & PLEASANT AVE
BURNSVILLE, MN 55337

Contract No.	C22-23
Drawing Date:	09-19-22
Scale:	1/8" = 1'-0"
Drawn By:	DVG
Approval By:	STATE FIRE MARSHAL DIV.
SHEET NO.	FP 1 of 7

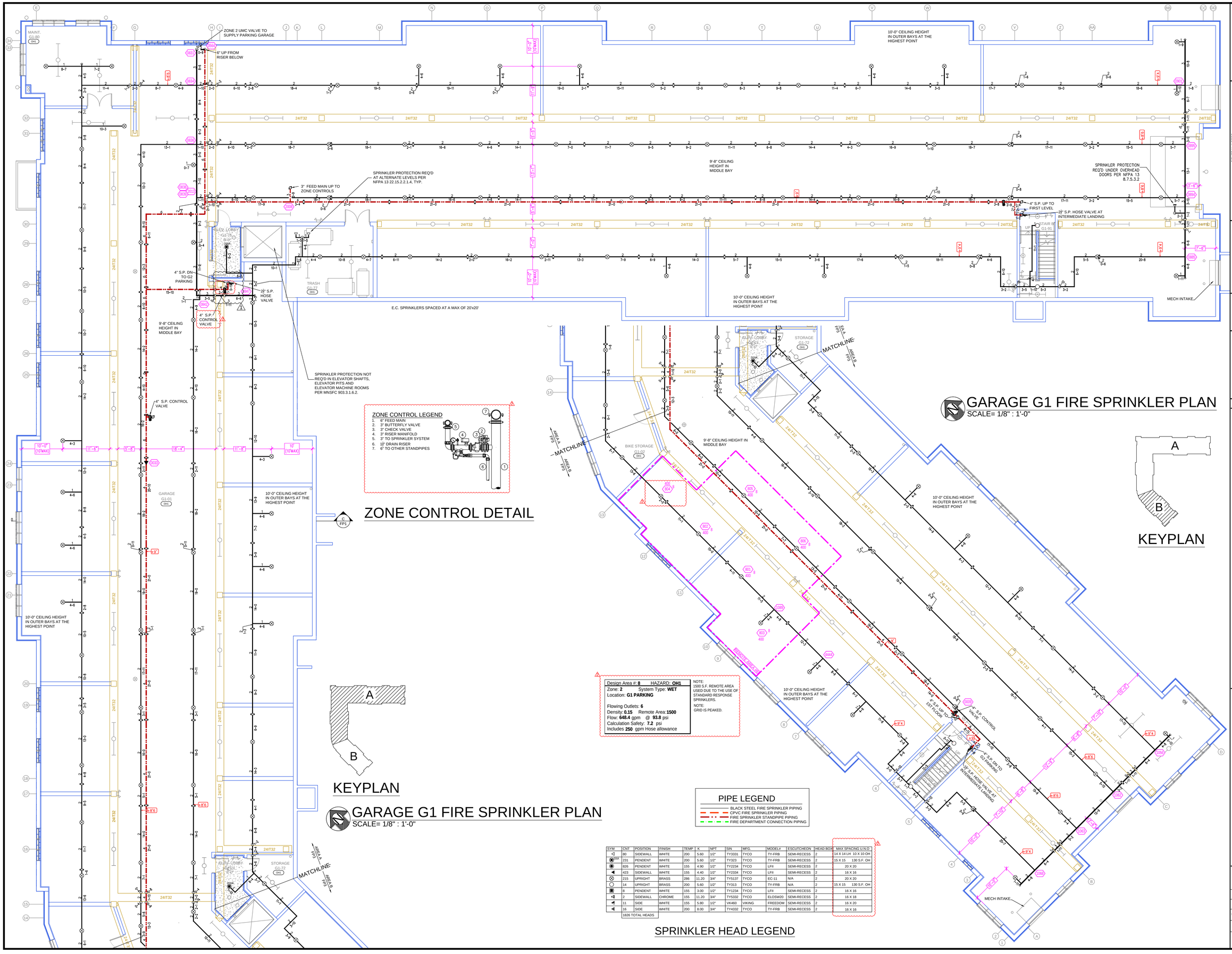

SYM	CNT	POSITION	FINISH	TEMP	K	NPT	SIN	MFG.	MODEL#	ESCUTCHEON	HEAD BOX	MAX SPACING U.N.O
	80	SIDEWALL	WHITE	200	5.60	1/2"	TY3331	TYCO	TY-FRB	SEMI-RECESS	2	14 X 14 LH 10 X 10 OH
205A	231	PENDENT	WHITE	200	5.60	1/2"	TY3323	TYCO	TY-FRB	SEMI-RECESS	2	15 X 15 130 S.F. OH
	826	PENDENT	WHITE	155	4.90	1/2"	TY2234	TYCO	LFII	SEMI-RECESS	2	20 X 20
	423	SIDEWALL	WHITE	155	4.40	1/2"	TY2334	TYCO	LFII	SEMI-RECESS	2	16 X 16
	215	UPRIGHT	BRASS	286	11.20	3/4"	TY5137	TYCO	EC-11	N/A	2	20 X 20
	14	UPRIGHT	BRASS	200	5.60	1/2"	TY313	TYCO	TY-FRB	N/A	2	15 X 15 130 S.F. OH
	8	PENDENT	WHITE	155	3.00	1/2"	TY1234	TYCO	LFII	SEMI-RECESS	2	16 X 16
	2	SIDEWALL	CHROME	155	11.20	3/4"	TY5332	TYCO	ELOSW20	SEMI-RECESS	2	16 X 18
	11	SIDE	WHITE	155	5.80	1/2"	VK460	VIKING	FREEDOM	SEMI-RECESS	2	16 X 20
	16	SIDE	WHITE	200	8.00	3/4"	TY4332	TYCO	TY-FRB	SEMI-RECESS	2	16 X 16
	1826 TOTAL HEADS											

GENERAL NOTES

1. SYSTEM INSTALLED PER NFPA 13 (2016 EDITION) AND STATE FIRE MARSHAL.
2. ALL EQUIPMENT FOR THIS SYSTEM SHALL BE U.L. LISTED
3. ALL PIPE SHALL BE SCH 10 PIPE UNLESS NOTED OTHERWISE
4. ALL SCH 10 & LIGHTWALL PIPING HAS WELDED OUTLETS & GROOVED ALL WELDING PER NFPA 13(3.3.4.2)
5. ALL PIPE SHALL BE FABRICATED PRIOR TO BEGIN WITHOUT APPROVED SHOP DRAWINGS.
6. ALL PIPE SHALL BE FABRICATED PRIOR TO FABRICATION
7. ALL INSTALLATION BY SPRINKLER CONTRACTOR
8. ALL DIMENSIONS SHOWN ARE CENTER TO CENTER
9. PROVIDE TWO SPARE HEAD CABINET w/12 HEADS & 1 HEAD WRENCH
10. PROVIDE ALL ELECTRICAL WORK REQUIRED AND NOT SHOWN
11. ELECTRICAL WIRING, ALARM, DETECTION AND SUPERVISORY BY OWNER
12. PROVIDE ALL FIRE STOPPING AT PENETRATIONS AS REQUIRED
13. WET SYSTEM PIPING FROM FREEZING. ADEQUATE HEATING TO PREVENT

APPROVAL STAMPS

NO	REVISIONS	DATE
1	PLAN REVIEW COMMENTS	8/10/22
2	FIRE MARSHAL COMMENTS	9/19/22

Drawing Title: FIRE PROTECTION PLAN

CONCORDE FLATS

GATE WAY BLVD & PLEASANT AVE
BURNSVILLE, MN 55337

Contract No. C22-23

Drawing Date:	09-19-22
Scale:	1/8" = 1'-0"
Drawn By:	DVG
Approval By:	STATE FIRE MARSHAL DIV.
SHEET NO.	FP 3 of 7

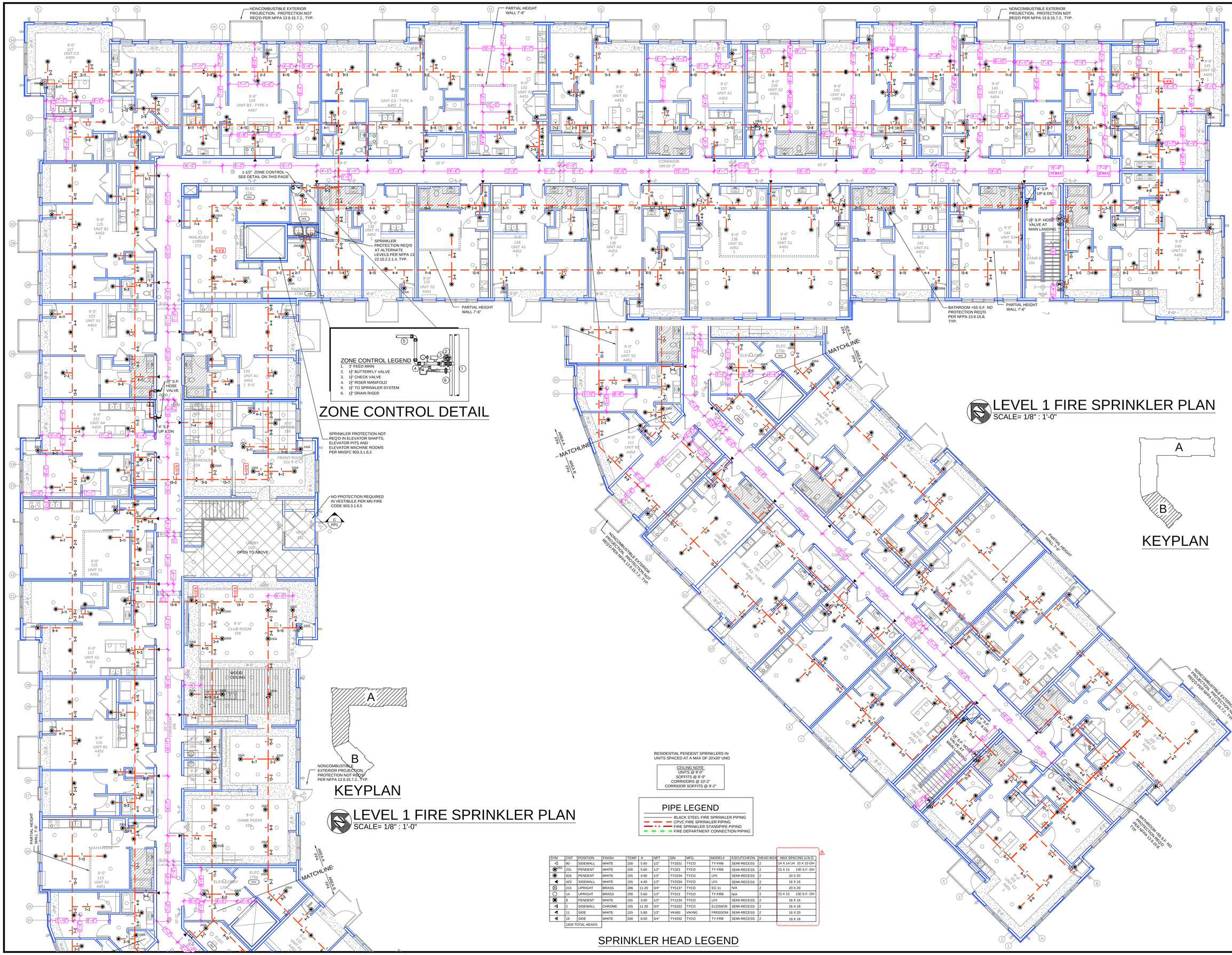

ZONE CONTROL DETAIL

ZONE CONTROL LEGEND
1. 2" FEED MAIN
2. 1½" BUTTERFLY VALVE
3. 1½" CHECK VALVE
4. 1½" RISER MANIFOLD
5. 1½" TO SPRINKLER SYSTEM
6. 1½" DRAIN RISER

LEVEL 1 FIRE SPRINKLER PLAN
SCALE= 1/8" : 1'-0"

KEYPLAN

LEVEL 1 FIRE SPRINKLER PLAN
SCALE= 1/8" : 1'-0"

KEYPLAN

RESIDENTIAL PENDENT SPRINKLERS IN UNITS SPACED AT A MAX OF 20'x20' UNO

CEILING NOTE:
UNITS @ 9'-0"
SOFFITS @ 8'-0"
CORRIDORS @ 10'-2"
CORRIDOR SOFFITS @ 9'-2"

PIPE LEGEND
- BLACK STEEL FIRE SPRINKLER PIPING
- CPVC FIRE SPRINKLER PIPING
- FIRE SPRINKLER STANDPIPE PIPING
- FIRE DEPARTMENT CONNECTION PIPING

SYM	CNT	POSITION	FINISH	TEMP	K	NPT	SIN	MFG.	MODEL#	ESCUTCHEON	HEAD BOX	MAX SPACING U.N.O.
	80	SIDEWALL	WHITE	200	5.60	1/2"	TY3331	TYCO	TY-FRB	SEMI-RECESS	2	14 X 14 LH 10 X 10 OH
	231	PENDENT	WHITE	200	5.60	1/2"	TY323	TYCO	TY-FRB	SEMI-RECESS	2	15 X 15 130 S.F. OH
	826	PENDENT	WHITE	155	4.90	1/2"	TY2234	TYCO	LFII	SEMI-RECESS	2	20 X 20
	423	SIDEWALL	WHITE	155	4.40	1/2"	TY2334	TYCO	LFII	SEMI-RECESS	2	16 X 16
	215	UPRIGHT	BRASS	286	11.20	3/4"	TY5137	TYCO	EC-11	N/A	2	20 X 20
	14	UPRIGHT	BRASS	200	5.60	1/2"	TY313	TYCO	TY-FRB	N/A	2	15 X 15 130 S.F. OH
	8	PENDENT	WHITE	155	3.00	1/2"	TY1234	TYCO	LFII	SEMI-RECESS	2	16 X 16
	2	SIDEWALL	CHROME	155	11.20	3/4"	TY5332	TYCO	ELOSW20	SEMI-RECESS	2	16 X 18
	11	SIDE	WHITE	155	5.80	1/2"	VK460	VIKING	FREEDOM	SEMI-RECESS	2	16 X 20
	16	SIDE	WHITE	200	8.00	3/4"	TY4332	TYCO	TY-FRB	SEMI-RECESS	2	16 X 16
	1826 TOTAL HEADS											

SPRINKLER HEAD LEGEND

GENERAL NOTES
1. SYSTEM INSTALLED PER NFPA 13 (2016 EDITION) AND STATE FIRE MARSHAL.
2. ALL EQUIPMENT FOR THIS SYSTEM SHALL BE U.L. LISTED
3. ALL PIPE SHALL BE ASTM A-53 SCHEDULE 40.
4. ALL SCH 10 & LIGHTWALL PIPING HAS WELDED OUTLETS & GROOVED ALL WELDING PER NFPA 13(3.4.2)
5. ALL WORK TO BE SUBMITTED FOR REVIEW & APPROVAL PRIOR TO BEGIN WITHOUT APPROVED SHOP DRAWINGS.
6. ALL SUPPORTS ON FABRICATION TO BEGIN WITHOUT APPROVED SHOP DRAWINGS.
7. ALL INSTALLATION BY SPRINKLER CONTRACTORS.
8. ALL DIMENSIONS SHOWN ARE CENTER TO CENTER
9. PROVIDE TWO SPARE HEAD CABINETS w/12 HEADS & 1 HEAD WRENCH
10. PROVIDE SEISMIC BRACING PER NFPA 13 AND MNSFC 903.3.5.2.1.1 WHERE REQUIRED
11. ELECTRICAL WIRING, ALARM, DETECTION AND SUPERVISORY BY OWNER
12. ALL PIPE SHALL BE SUPPORTED FROM STRUCTURE AND NOT FROM CEILING
13. ADEQUATE HEATING TO PREVENT WET SYSTEM PIPING FROM FREEZING.

APPROVAL STAMPS

NO	REVISIONS	DATE
1	PLAN REVIEW COMMENTS	8/10/22
2	FIRE MARSHAL COMMENTS	9/19/22

Drawing Title: FIRE PROTECTION PLAN

CONCORDE FLATS
GATE WAY BLVD & PLEASANT AVE
BURNSVILLE, MN 55337

Contract No. C22-23

Drawing Date:	09-19-22
Scale:	1/8" = 1'-0"
Drawn By:	DVG
Approval By:	STATE FIRE MARSHAL DIV.
SHEET NO.	FP 4 of 7

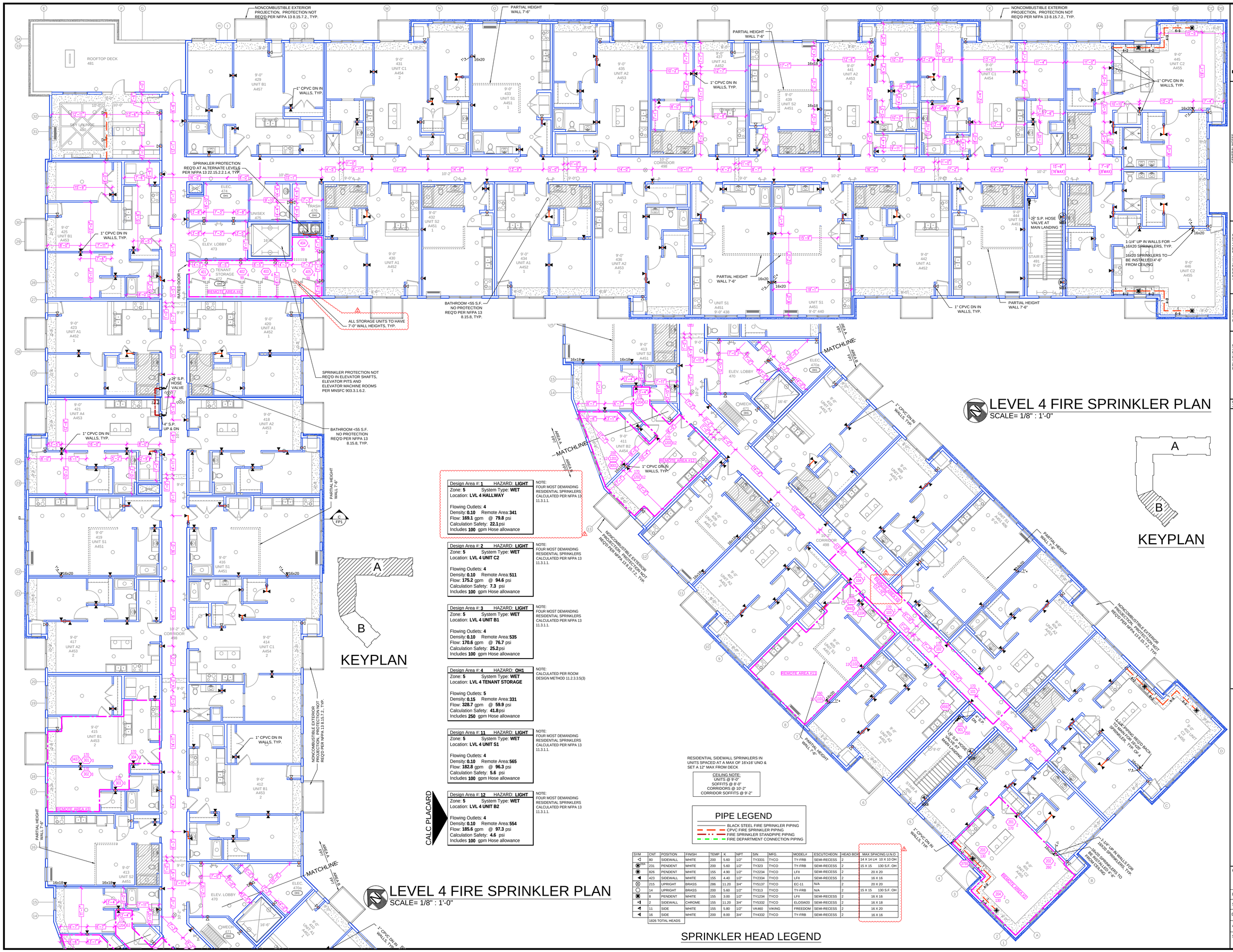

LEVEL 4 FIRE SPRINKLER PLAN
SCALE= 1/8" : 1'-0"

Design Area #: 1 HAZARD: LIGHT
Zone: 5 System Type: WET
Location: LVL 4 HALLWAY
Flowing Outlets: 4
Density: 0.10 Remote Area: 341
Flow: 169.1 gpm @ 79.8 psi
Calculation Safety: 22.1 psi
Includes 100 gpm Hose allowance

NOTE: FOUR MOST DEMANDING RESIDENTIAL SPRINKLERS CALCULATED PER NFPA 13 11.3.1.1.

Design Area #: 2 HAZARD: LIGHT
Zone: 5 System Type: WET
Location: LVL 4 UNIT C2
Flowing Outlets: 4
Density: 0.10 Remote Area: 511
Flow: 175.2 gpm @ 94.6 psi
Calculation Safety: 7.3 psi
Includes 100 gpm Hose allowance

NOTE: FOUR MOST DEMANDING RESIDENTIAL SPRINKLERS CALCULATED PER NFPA 13 11.3.1.1.

Design Area #: 3 HAZARD: LIGHT
Zone: 5 System Type: WET
Location: LVL 4 UNIT B1
Flowing Outlets: 4
Density: 0.10 Remote Area: 535
Flow: 170.6 gpm @ 76.7 psi
Calculation Safety: 25.2 psi
Includes 100 gpm Hose allowance

NOTE: FOUR MOST DEMANDING RESIDENTIAL SPRINKLERS CALCULATED PER NFPA 13 11.3.1.1.

Design Area #: 4 HAZARD: OH1
Zone: 5 System Type: WET
Location: LVL 4 TENANT STORAGE
Flowing Outlets: 5
Density: 0.15 Remote Area: 331
Flow: 328.7 gpm @ 59.9 psi
Calculation Safety: 41.8 psi
Includes 250 gpm Hose allowance

NOTE: CALCULATED PER ROOM DESIGN METHOD 11.2.3.3.5(3)

Design Area #: 11 HAZARD: LIGHT
Zone: 5 System Type: WET
Location: LVL 4 UNIT S1
Flowing Outlets: 4
Density: 0.10 Remote Area: 565
Flow: 182.8 gpm @ 96.3 psi
Calculation Safety: 5.6 psi
Includes 100 gpm Hose allowance

NOTE: FOUR MOST DEMANDING RESIDENTIAL SPRINKLERS CALCULATED PER NFPA 13 11.3.1.1.

Design Area #: 12 HAZARD: LIGHT
Zone: 5 System Type: WET
Location: LVL 4 UNIT B2
Flowing Outlets: 4
Density: 0.10 Remote Area: 554
Flow: 185.6 gpm @ 97.3 psi
Calculation Safety: 4.6 psi
Includes 100 gpm Hose allowance

NOTE: FOUR MOST DEMANDING RESIDENTIAL SPRINKLERS CALCULATED PER NFPA 13 11.3.1.1.

CALC PLACARD

RESIDENTIAL SIDEWALL SPRINKLERS IN UNITS SPACED AT A MAX OF 16'x16' UNO & SET A 12" MAX FROM DECK

CEILING NOTE:
UNITS @ 9'-0"
SOFFITS @ 8'-0"
CORRIDORS @ 10'-2"
CORRIDOR SOFFITS @ 9'-2"

PIPE LEGEND

- BLACK STEEL FIRE SPRINKLER PIPING
- CPVC FIRE SPRINKLER PIPING
- FIRE SPRINKLER STANDPIPE PIPING
- FIRE DEPARTMENT CONNECTION PIPING

SYM	CNT	POSITION	FINISH	TEMP	K	NPT	SIN	MFG.	MODEL#	ESCUTCHEON	HEAD BOX	MAX SPACING U.N.O.
	80	SIDEWALL	WHITE	200	5.60	1/2"	TY3331	TYCO	TY-FRB	SEMI-RECESS	2	14 X 14 LH 10 X 10 OH
	231	PENDENT	WHITE	200	5.60	1/2"	TY323	TYCO	TY-FRB	SEMI-RECESS	2	15 X 15 130 S.F. OH
	826	PENDENT	WHITE	155	4.90	1/2"	TY2234	TYCO	LFII	SEMI-RECESS	2	20 X 20
	423	SIDEWALL	WHITE	155	4.40	1/2"	TY2334	TYCO	LFII	SEMI-RECESS	2	16 X 16
	215	UPRIGHT	BRASS	286	11.20	3/4"	TY5137	TYCO	EC-11	N/A	2	20 X 20
	14	UPRIGHT	BRASS	200	5.60	1/2"	TY313	TYCO	TY-FRB	N/A	2	15 X 15 130 S.F. OH
	8	PENDENT	WHITE	155	3.00	1/2"	TY1234	TYCO	LFII	SEMI-RECESS	2	16 X 16
	2	SIDEWALL	CHROME	155	11.20	3/4"	TY5332	TYCO	ELOSW20	SEMI-RECESS	2	16 X 18
	11	SIDE	WHITE	155	5.80	1/2"	VK460	VIKING	FREEDOM	SEMI-RECESS	2	16 X 20
	16	SIDE	WHITE	200	8.00	3/4"	TY4332	TYCO	TY-FRB	SEMI-RECESS	2	16 X 16
	1826 TOTAL HEADS											

SPRINKLER HEAD LEGEND

LEVEL 4 FIRE SPRINKLER PLAN
SCALE= 1/8" : 1'-0"

GENERAL NOTES

1. SYSTEM INSTALLED PER NFPA 13 (2016 EDITION) AND STATE FIRE MARSHAL.
2. ALL EQUIPMENT FOR THIS SYSTEM SHALL BE U.L. LISTED
3. ALL SCH 10 & LIGHTWALL PIPING HAS WELDED OUTLETS & GROOVED ALL WELDING PER NFPA 13(3.4.2)
4. ALL SCH 40 PIPING HAS THREADED FITTINGS
5. NO PROCEEDING WITH FABRICATION TO BEGIN WITHOUT APPROVED SHOP DRAWINGS.
6. ALL DIMENSIONS SHOWN ARE CENTER TO CENTER
7. AND INSTALLATION BY SPRINKLER CONTRACTOR
8. ALL DIMENSIONS SHOWN ARE CENTER TO CENTER
9. PROVIDE TWO SPARE HEAD CABINETS w/13 HEADS & 1 HEAD WRENCH
10. ELECTRICAL WIRING, ALARM, DETECTION AND SUPERVISORY BY OWNER
11. ELECTRICAL WIRING, ALARM, DETECTION AND SUPERVISORY BY OWNER
12. ALL PIPE SHALL BE PITCHED TO DRAIN AND PROVIDED WITH ADEQUATE HEATING TO PREVENT WET SYSTEM PIPING FROM FREEZING.

APPROVAL STAMPS

NO	REVISIONS	DATE
1	PLAN REVIEW COMMENTS	8/10/22
2	FIRE MARSHAL COMMENTS	9/19/22

Drawing Title: FIRE PROTECTION PLAN

CONCORDE FLATS
GATE WAY BLVD & PLEASANT AVE
BURNSVILLE, MN 55337

Contract No. C22-23

Drawing Date:	09-19-22
Scale:	1/8" = 1'-0"
Drawn By:	DVG
Approval By:	STATE FIRE MARSHAL DIV.
SHEET NO.	FP 7 of 7